

**THE ORIGINAL
CREATION**



ESR27350,11E,TA

ES27295,9E,TA

RESCUE RE-BOARDING LADDER

Easy to install and easy to use,
Magic-Reboard is designed to reboard unaided in complete security.



CONFORMITY & ADAPTABILITY

In conformity with the norme EN/ISO 15085 and the european directive 94/25/CE,
It adapts to all types and sizes of boats.

Easy to install, cow hitch the reboarding ladder around the stern rail.



SIMPLICITY & RELIABILITY

Easy to install on the side of the stern rail, its operation is sure and safe :

- the small line when pulled opens the box to deploy the ladder completely,
- once deployed at least two steps are in the water,
- the steps are wide and reinforced to facilitate climbing back aboard.

Reference : ES27295,9E,TA
Box dimensions : L27 x H17 x E05 cm
Ladder dimensions : L25 x H295 cm
Number of steps : 9
Color : white and black
Weight : 1.1 Kg


Reference : ESR27350,11E,TA
Box dimensions : L27 x H25 x E06 cm
Ladder dimensions : L25 x H350 cm
Number of steps : 11
Color : white and black
Weight : 1.8Kg

Features : Installation by cow hitch around the stern rail, box closed by flap and press studs, fluorescent band, opening with small line, ladder with 9 or 11 steps depending on model, 2nd floap at the back of the box closed by inox screw and nut.

Materials : ladder in polyester weaving, semi-rigid or rigid reinforcement (depending on model) in polyethylen, box in PVC coated polyester double sides, back in polyethylene.

ES27295 : reinforcement in polyethylen 1.8 mm thickness


ESR27350 : rigid rungs made of 2 acrylic rings in a strap sheath



 **SIMPLE TO INSTALL AND TO REMOVE FOR WINTER**


The rescue ladder is installed around the stern rail by cow hitch.

Easy to install it also allows for quick removal for winter storage.



 **RELIABLE USE**

The small line allows the ladder to be opened unaided from the water. The ladder unfolds automatically.



 **REBOARD EASILY**

The length of the ladder is adapted for most boats on the market today.

The steps of the ladder have been specially designed to sink in the water.

In order to easily reboard, there should be 2 steps in the water. Reboarding is facilitated with wide steps to allow both feet on the steps at the same time and reasonable distance between the steps to make climbing easier.



 **FOR MORE SECURITY AND VISIBILITY:**

- ▶ A new reflective tape (SOLAS Norm)
- ▶ The rope with reflective thread
- ▶ and directly attached to the ladder to create an adequate lifeline allowing to hang on and get closer to the ladder when the boat is moving.